



MILLWATER

Born of the pioneering spirit that has shaped the land and its people, Millwater is made up of five districts, each with their own tale of toil and triumph that now forms the heart of this community.

Nestled between Silverdale and Orewa just 20 minutes north of Auckland, Millwater enjoys views to the sea and bush, with ample reserves including a sports park, botanical walks and neighbourhood play areas.

Ideally situated amongst an abundance of educational facilities, retail outlets and a busy commerce centre, Millwater has convenient access to State Highway 1, boat ramps and three world class golf courses.

ARRAN HILLS

Centred around a bush clad valley leading out to the Orewa River, Arran Hills landscape undulates gently northwards.

ARRAN POINT

This prime location is surrounded by water on three sides and features spectacular views down the mouth of the Orewa River and out to sea.

SEAVIEW

Enveloped by stunning vistas to the Orewa River and beyond, Seaview lives up to its name as the original Butler Stoney Farm.

RIDGEDALE


Situated at the heart of Millwater where sunny slopes meet peaceful valleys, Ridgedale surrounds ample reserve areas and parks.

BONAIR

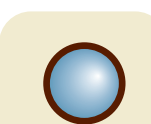
So named by the early French settlers, Bonair extends the length of the Millwater valley with outlooks north and east beyond the Orewa River.

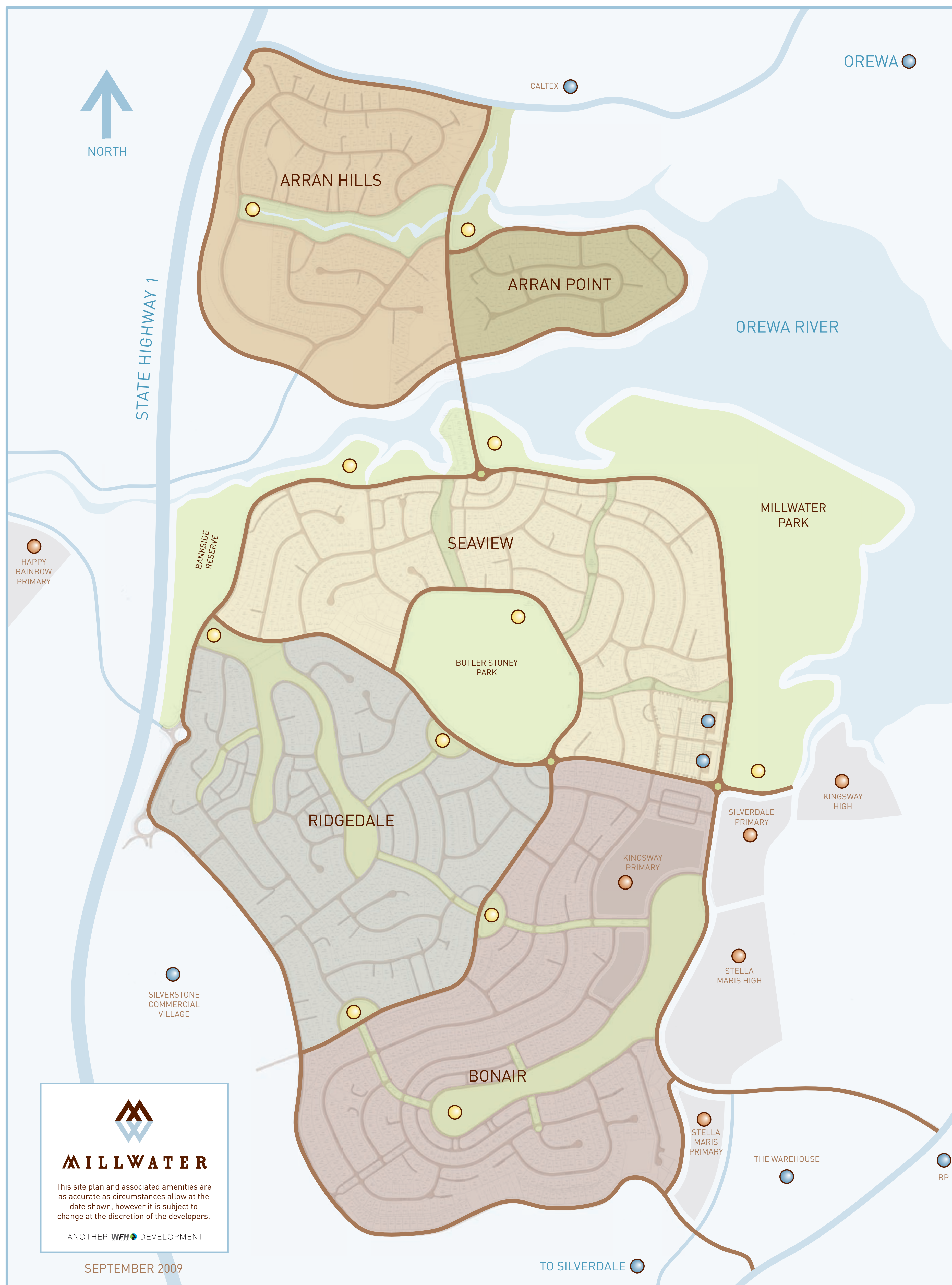

PARKS & RESERVES

Three proposed reserve areas allow extensive space to compete, play or escape, with Millwater Park providing playing fields for most sports, Butler Stoney Park situated at the heart of Millwater, and Bankside Reserve displaying specimens from original botanical collections.

 **GREENWAYS & NEIGHBOURHOOD PLAY AREAS**
All districts have multiple greens and play areas for families to enjoy.

 **SCHOOLS**
Millwater has six primary and secondary schools, with Orewa College directly across the river.

 **RETAIL & COMMERCIAL CENTRES**
A busy hub of local business sustains the community meeting every need.

MILLWATER

This site plan and associated amenities are as accurate as circumstances allow at the date shown, however it is subject to change at the discretion of the developers.

ANOTHER **WFH** DEVELOPMENT

SEPTEMBER 2009

TO SILVERDALE